

Scaled data based on original data using
LM-79-08 Approved Method: Electrical and Photometric Measurements of Solid-
State Lighting Products

Test Report Prepared for
Cooper Lighting Solutions
(formerly Eaton)

Brand: McGRAW-EDISON

Report Number: P385715

Luminaire Tested: **GWC-SA1B-735-U-SL3**

Issue Date: 3/3/2020

Test Information

Test Method: LM-79-08
Report Number: P385715
TEST IS SCALED FROM IESNA LM-79-08 TEST DATA (G2-1903-205-22)
Test Lab: INNOVATION CENTER
Issue Date: 3/3/2020
Manufacturer: COOPER LIGHTING SOLUTIONS (FORMERLY EATON)
Product Line: MCGRAW-EDISON
Catalog Number: GWC-SA1B-735-U-SL3
Description: GALLEON WALL LUMINAIRE
(1) 70 CRI, 3500K, 800mA LIGHTSQUARE WITH 16 LEDS AND TYPE III SPILL
LIGHT ELIMINATOR OPTICS
Light Source: -
Ballast/Driver: ELECTRONIC DRIVER

Summary

Lumens per Lamp: N/A
Luminaire Lumens: 5734.1 lumens
Efficiency: N/A
Efficacy: 130.3 lumens/watt
Luminous Opening: Rectangular (W 0.5' x L: 0.5' x H: 0')
IES Classification: Type III - Medium
BUG Rating: B1 - U0 - G2

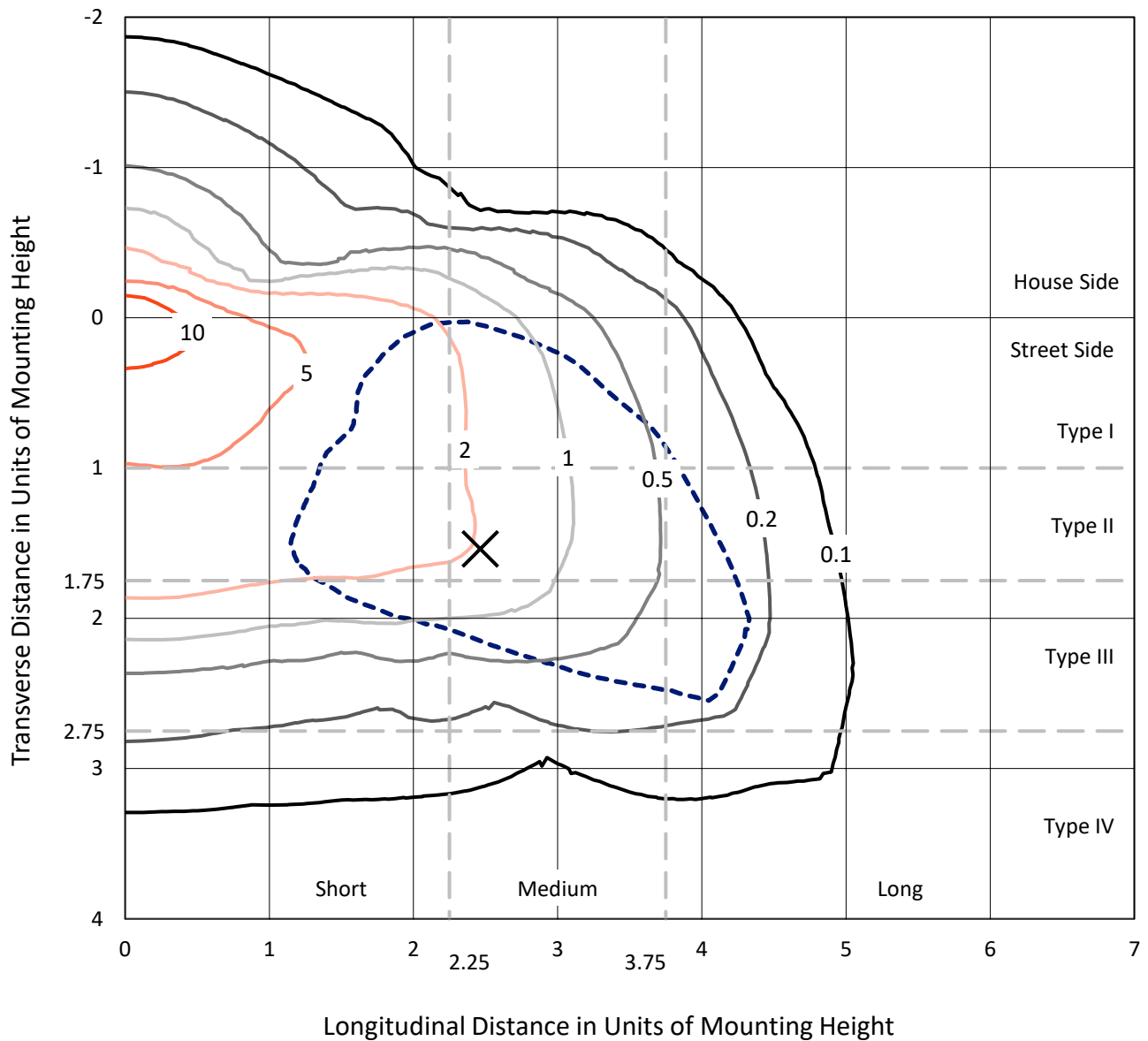
Input Watts (W): 44
Input Voltage (V): NR
Input Current (A_{in}): NR
Voltage Rise (V): NR
Power Factor: NR
Total Harmonic Distortion (THDi): NR
Frequency (hertz): 60
Stabilization Time: NR
Operation Time: NR
Ambient Temperature (°C): NR
Test Distance: 24 FT



REPORT NUMBER: P385715
 CATALOG NUMBER: GWC-SA1B-735-U-SL3

Iso-Footcandle Lines of Horizontal Illumination

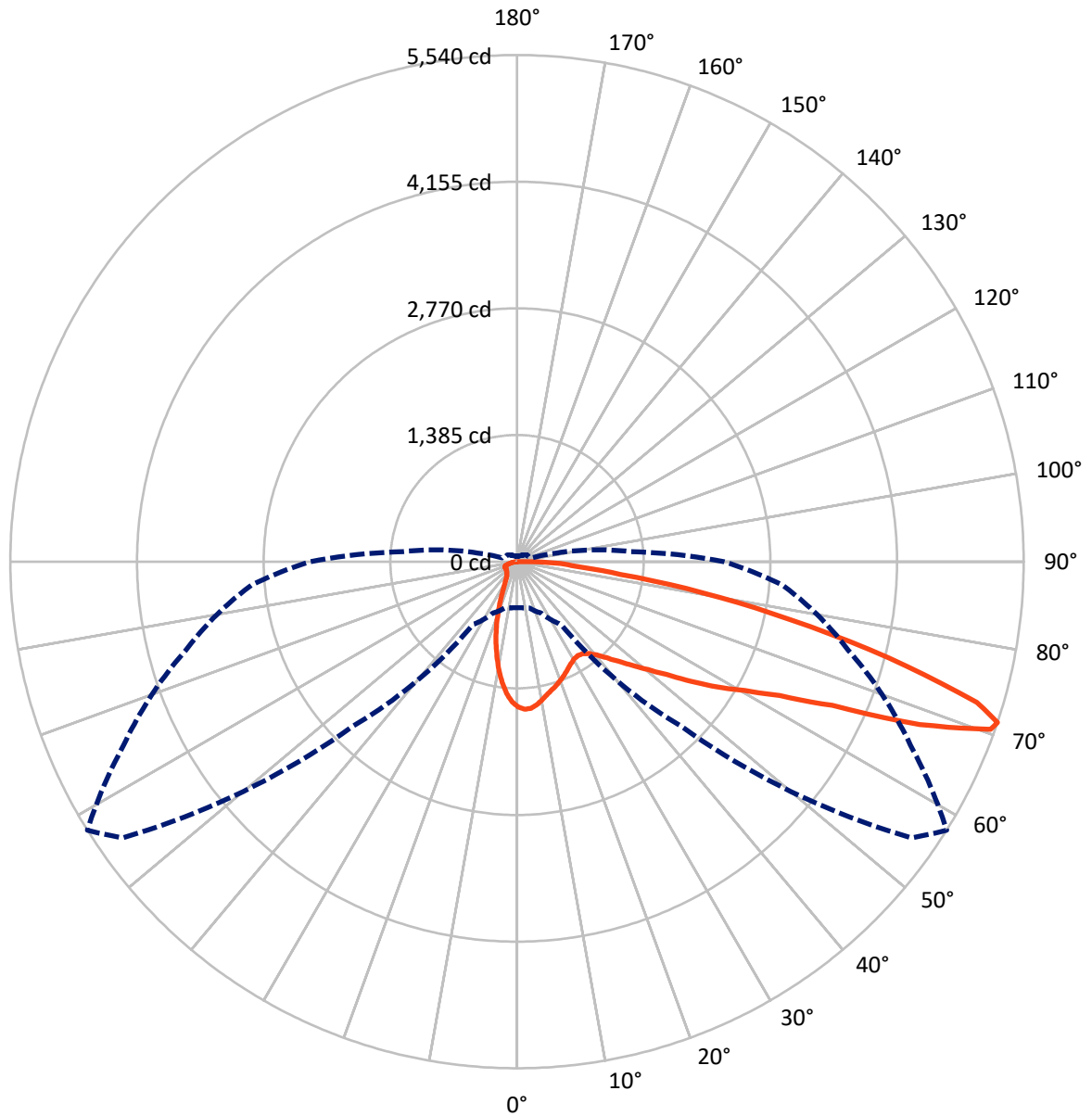
✕ Max cd
 - - - 1/2 Max cd



Based on 10 foot mounting height. Maximum calculated value = 15.9 fc
 Type III - Medium - N/A

REPORT NUMBER: P385715
CATALOG NUMBER: GWC-SA1B-735-U-SL3

Luminous Intensity Polar Plot



— Vertical Plane Through 58-Deg Lateral - - - Horizontal Cone Through 71-Deg Vertical



REPORT NUMBER: P385715

CATALOG NUMBER: GWC-SA1B-735-U-SL3

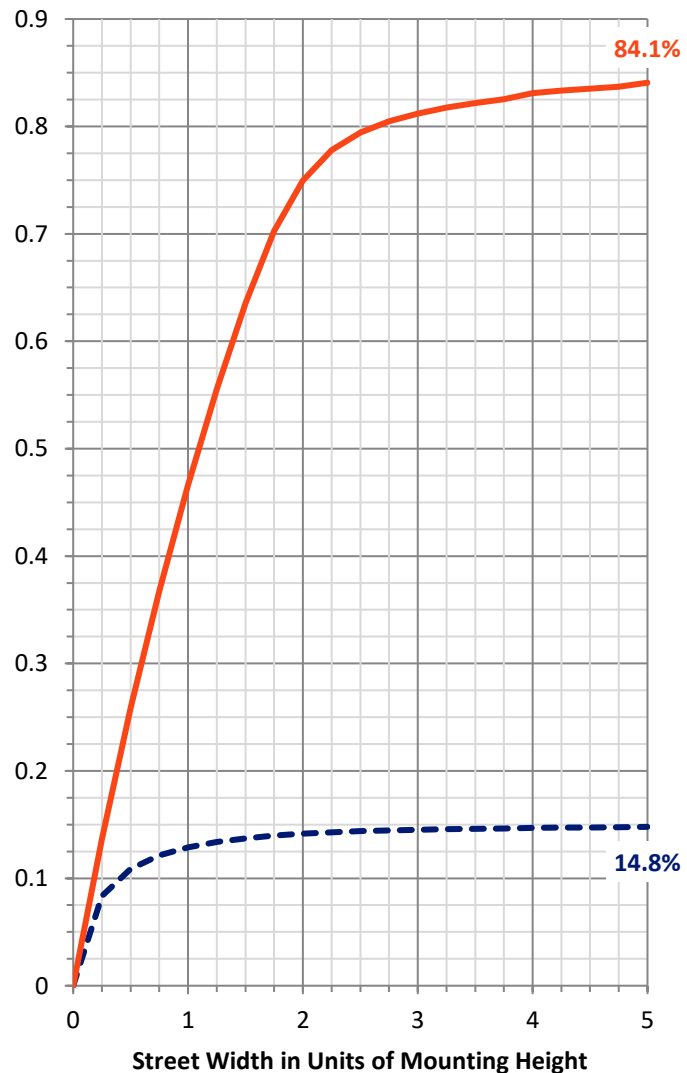
FLUX DISTRIBUTION:

		Downward	Upward	Total
House Side	Lumens	857.3	0.0	857.3
	% Fixture	15.0	0.0	15.0
Street Side	Lumens	4876.8	0.0	4876.8
	% Fixture	85.0	0.0	85.0
Total	Lumens	5734.1	0.0	5734.1
	% Fixture	100.0	0.0	100.0

ZONAL LUMENS:

Zone	Lumens	% Fixture
0°-10°	137.1	2.4
10°-20°	304.8	5.3
20°-30°	387.3	6.8
30°-40°	493.4	8.6
40°-50°	699.6	12.2
50°-60°	1082.7	18.9
60°-70°	1474.0	25.7
70°-80°	983.3	17.1
80°-90°	171.9	3.0
90°-100°	0.0	0.0
100°-110°	0.0	0.0
110°-120°	0.0	0.0
120°-130°	0.0	0.0
130°-140°	0.0	0.0
140°-150°	0.0	0.0
150°-160°	0.0	0.0
160°-170°	0.0	0.0
170°-180°	0.0	0.0
0°-90°	5734.1	100.0
0°-180°	5734.1	100.0

Coefficient of Utilization



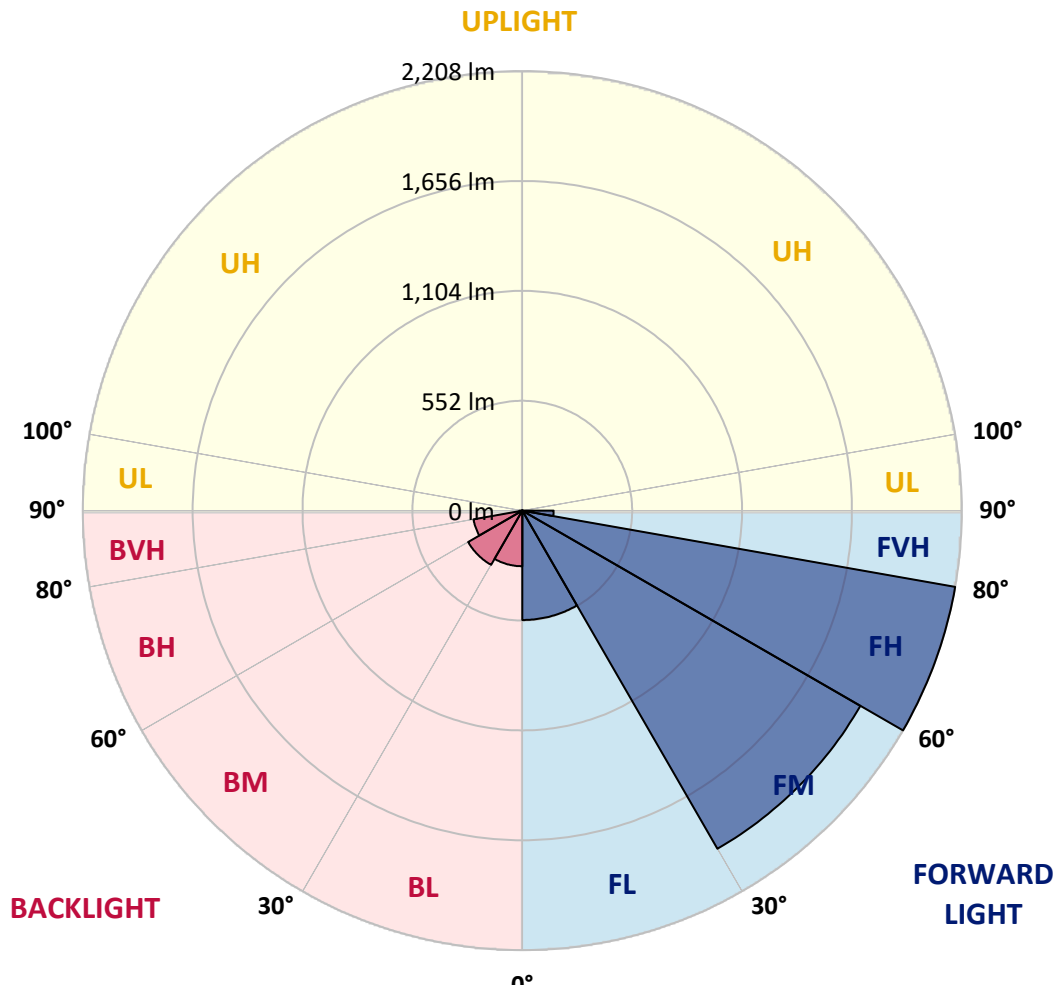
REPORT NUMBER: P385715

CATALOG NUMBER: GWC-SA1B-735-U-SL3

LUMINAIRE CLASSIFICATION SYSTEM LUMEN TABLE AND BUG RATING:

Zone	Lumens	% Fixture	Zone Rating/Lumen Limit		
			B	U	G
FL (0°-30°)	549.7	9.6			
FM (30°-60°)	1961.3	34.2			
FH (60°-80°)	2208.1	38.5			G2/5000
FVH (80°-90°)	157.6	2.7			G2/225
BL (0°-30°)	279.4	4.9	B1/500		
BM (30°-60°)	314.4	5.5	B1/1000		
BH (60°-80°)	249.2	4.3	B1/500		G1/500
BVH (80°-90°)	14.3	0.2			G1/100
UL (90°-100°)	0.0	0.0		U0/0	
UH (100°-180°)	0.0	0.0		U0/0	

BUG Rating: B1-U0-G2
 Type III Medium





REPORT NUMBER: P385715

CATALOG NUMBER: GWC-SA1B-735-U-SL3

CANDELA DISTRIBUTION (FULL):

	0°	5°	15°	25°	35°	45°	55°	58°	65°	75°	85°
0°	1588.7	1588.7	1588.7	1588.7	1588.7	1588.7	1588.7	1588.7	1588.7	1588.7	1588.7
2.5°	1630.9	1628.6	1629.5	1627.9	1624.1	1620.3	1614.7	1615.7	1607.9	1596.3	1581.9
5°	1600.1	1599.3	1605.3	1608.7	1611.5	1609.3	1607.7	1609.7	1598.3	1582.3	1557.3
7.5°	1535.6	1526.8	1534.4	1545.8	1556.6	1564.7	1575.6	1577.0	1569.7	1553.0	1520.2
10°	1443.9	1435.5	1446.7	1464.5	1486.0	1505.7	1527.4	1531.4	1532.8	1517.6	1477.9
12.5°	1348.9	1342.4	1353.7	1378.6	1414.4	1444.5	1479.3	1485.3	1497.7	1487.4	1438.7
15°	1263.8	1261.3	1274.9	1299.5	1340.6	1386.8	1436.9	1447.9	1468.8	1465.5	1408.2
17.5°	1190.2	1189.6	1200.0	1225.8	1271.4	1329.6	1394.8	1413.3	1444.5	1448.5	1383.0
20°	1135.5	1134.3	1141.5	1160.4	1207.4	1273.5	1349.3	1374.8	1419.7	1433.7	1357.0
22.5°	1106.1	1105.9	1106.1	1115.2	1153.5	1215.0	1304.9	1336.0	1395.6	1422.0	1328.3
25°	1101.2	1100.6	1096.2	1095.1	1116.9	1166.1	1260.9	1295.3	1372.6	1413.8	1300.9
27.5°	1114.1	1115.0	1109.1	1099.7	1104.2	1133.9	1222.8	1259.5	1354.2	1412.2	1281.9
30°	1141.1	1140.7	1135.7	1126.0	1117.3	1121.9	1195.7	1232.4	1341.8	1419.1	1268.9
32.5°	1170.9	1173.0	1172.1	1166.6	1153.9	1135.5	1187.5	1223.4	1338.3	1436.0	1263.4
35°	1206.7	1209.0	1216.2	1220.4	1205.4	1175.8	1205.1	1236.1	1348.6	1467.5	1272.3
37.5°	1240.6	1246.8	1267.0	1284.7	1271.9	1239.0	1251.7	1273.9	1380.8	1517.2	1296.5
40°	1279.7	1285.1	1318.1	1355.8	1353.9	1319.7	1327.1	1341.8	1437.6	1588.5	1340.2
42.5°	1318.3	1329.1	1376.8	1430.3	1445.7	1415.6	1427.3	1435.1	1517.4	1683.0	1416.5
45°	1369.6	1381.2	1447.5	1512.0	1547.9	1531.0	1549.8	1552.7	1617.9	1811.6	1527.4
47.5°	1447.3	1460.5	1537.8	1605.5	1660.4	1662.3	1693.2	1691.9	1743.3	1958.8	1667.0
50°	1568.3	1587.3	1650.6	1713.9	1780.6	1817.8	1859.2	1853.3	1893.7	2115.6	1827.8
52.5°	1727.0	1735.7	1782.7	1829.4	1912.3	1995.6	2054.9	2049.8	2064.3	2276.8	2010.4
55°	1891.3	1898.0	1917.3	1942.9	2054.3	2190.1	2315.6	2307.3	2270.4	2444.2	2190.8
57.5°	2039.1	2052.5	2065.9	2076.4	2197.3	2393.5	2582.2	2582.8	2494.1	2624.8	2377.0
60°	2062.1	2073.9	2162.4	2245.9	2442.0	2664.7	2867.7	2861.7	2725.7	2820.7	2584.8
62.5°	1822.8	1849.4	1997.2	2219.3	2677.6	3160.9	3231.8	3224.4	3002.5	3062.1	2826.7
65°	1306.3	1336.5	1514.8	1848.5	2563.4	3707.5	3888.9	3789.4	3379.9	3359.2	3110.0
67.5°	753.6	760.8	838.1	1106.1	1951.9	3736.1	4891.4	4752.2	3966.2	3696.1	3248.5
70°	557.2	557.1	575.5	680.7	1056.3	3049.2	5368.2	5493.0	4583.4	3807.0	3052.6
71°	504.0	504.5	525.1	619.6	836.5	2552.2	5266.9	5540.2	4746.0	3752.3	2910.8
72.5°	431.0	433.1	461.6	555.7	703.7	1760.0	4830.6	5257.3	4823.0	3617.2	2688.9
75°	327.0	331.6	371.2	468.4	643.2	892.6	3545.4	4198.1	4284.6	3191.8	1998.0
77.5°	233.3	238.5	283.2	393.9	611.4	672.7	2374.3	3062.1	3153.1	2045.5	901.3
80°	147.4	153.6	187.3	313.4	574.4	638.8	1492.0	2058.3	1719.4	654.6	229.3
82.5°	86.5	91.3	116.2	204.7	469.2	615.2	877.9	1140.9	669.1	197.7	104.3
85°	50.2	52.3	72.5	130.4	340.7	580.6	645.0	637.8	290.5	96.7	49.3
87.5°	23.4	25.9	42.9	68.1	189.2	420.8	509.7	440.4	180.6	45.4	23.2
90°	0.0	0.0	0.0	0.0	0.0	0.0	0.0	0.0	0.0	0.0	0.0



REPORT NUMBER: P385715
 CATALOG NUMBER: GWC-SA1B-735-U-SL3

CANDELA DISTRIBUTION (continued):

	90°	95°	105°	115°	125°	135°	145°	155°	165°	175°	180°
0°	1588.7	1588.7	1588.7	1588.7	1588.7	1588.7	1588.7	1588.7	1588.7	1588.7	1588.7
2.5°	1574.9	1571.5	1557.3	1544.7	1531.6	1514.4	1495.4	1493.1	1481.4	1483.7	1479.6
5°	1543.8	1535.2	1501.1	1470.1	1433.5	1400.7	1365.2	1348.9	1325.3	1323.7	1317.7
7.5°	1499.3	1483.3	1430.3	1371.6	1312.9	1256.9	1201.6	1165.3	1128.1	1112.3	1110.9
10°	1449.1	1422.0	1344.1	1257.2	1172.5	1090.7	1011.6	953.1	900.4	875.4	874.5
12.5°	1401.6	1361.4	1254.6	1136.3	1020.5	914.6	806.2	729.3	663.1	640.9	631.6
15°	1361.2	1304.7	1167.5	1016.2	875.6	728.7	605.3	524.3	463.2	442.0	438.0
17.5°	1322.1	1249.4	1078.1	895.1	725.0	563.4	439.8	379.7	347.1	338.6	338.4
20°	1283.1	1192.5	985.0	771.0	579.4	421.4	338.2	311.2	300.2	299.2	297.6
22.5°	1239.0	1132.2	886.9	646.6	452.2	331.3	287.5	276.7	275.2	278.8	278.8
25°	1197.6	1072.2	787.4	524.7	351.7	276.5	256.6	254.5	258.2	264.6	265.3
27.5°	1159.1	1014.5	690.3	416.4	281.8	243.5	235.3	237.9	244.7	252.0	252.2
30°	1127.4	960.0	596.0	328.1	238.0	218.9	217.5	222.7	230.1	235.9	237.3
32.5°	1102.8	913.4	504.9	263.9	209.5	200.6	201.8	206.1	210.7	213.9	216.2
35°	1091.4	873.4	420.8	222.5	191.4	186.4	188.0	190.3	192.4	194.7	196.5
37.5°	1093.4	842.5	345.8	196.7	179.1	176.6	176.6	176.6	176.6	177.7	177.9
40°	1112.0	824.7	284.6	180.4	171.0	168.2	166.0	164.0	162.4	163.2	162.8
42.5°	1159.5	823.1	239.9	169.9	164.4	159.8	155.4	152.6	150.6	151.4	151.8
45°	1240.2	843.1	209.8	162.6	158.2	151.2	145.6	142.6	141.2	143.8	144.2
47.5°	1344.6	886.6	191.4	157.2	152.4	143.3	137.2	134.4	134.8	138.7	139.6
50°	1479.3	957.3	182.5	153.8	148.4	136.4	130.2	127.9	129.1	134.4	135.6
52.5°	1627.0	1059.2	183.6	152.8	145.8	131.4	124.8	122.0	124.0	129.1	130.0
55°	1797.6	1181.7	200.1	154.2	142.0	128.2	120.4	115.6	117.2	121.8	122.7
57.5°	1987.2	1321.8	233.5	153.8	137.2	125.2	115.8	108.7	109.8	112.6	113.5
60°	2184.6	1491.3	285.2	155.0	135.0	121.7	109.6	100.7	100.2	102.7	103.1
62.5°	2421.4	1687.2	344.4	155.8	136.4	117.0	101.5	92.7	91.5	92.1	92.4
65°	2665.5	1829.0	322.2	152.6	140.8	113.3	94.3	84.9	82.7	82.3	82.5
67.5°	2673.1	1677.0	225.9	146.2	142.6	111.2	88.9	78.3	74.7	73.3	73.1
70°	2397.2	1362.4	175.9	139.4	135.5	108.0	83.9	72.9	67.5	65.3	65.1
71°	2262.6	1254.2	166.7	136.0	130.0	104.8	81.7	70.5	64.9	62.6	62.1
72.5°	2051.5	1124.4	155.6	130.7	119.7	96.7	77.5	67.1	61.3	58.5	58.0
75°	1472.3	735.3	133.6	116.5	99.1	77.1	67.9	60.3	55.3	51.9	51.6
77.5°	567.3	292.6	101.1	96.9	75.9	60.3	55.9	52.1	48.6	45.2	44.9
80°	175.4	130.9	73.7	72.9	55.0	44.9	43.6	42.6	41.1	37.6	36.7
82.5°	93.7	75.1	50.7	47.2	36.0	30.0	31.6	31.9	32.1	28.4	28.0
85°	44.7	39.7	28.6	26.8	20.9	16.8	19.4	20.9	21.1	17.4	16.2
87.5°	21.4	20.8	13.3	10.1	7.8	5.6	6.8	8.4	9.2	6.6	5.8
90°	0.0	0.0	0.0	0.0	0.0	0.0	0.0	0.0	0.0	0.0	0.0

Signify Classified - Internal
Cooper Lighting Solutions Photometric Lab
1121 Highway 74 South
Peachtree City, GA 30269

Scaled Data Report



Report Generated By 670245982

Signify Classified - Internal
Cooper Lighting Solutions Photometric Lab
1121 Highway 74 South
Peachtree City, GA 30269

Scaled Data Report



Signify Classified - Internal
Cooper Lighting Solutions Photometric Lab
1121 Highway 74 South
Peachtree City, GA 30269

Scaled Data Report



Signify Classified - Internal
Cooper Lighting Solutions Photometric Lab
1121 Highway 74 South
Peachtree City, GA 30269

Scaled Data Report



Signify Classified - Internal
Cooper Lighting Solutions Photometric Lab
1121 Highway 74 South
Peachtree City, GA 30269

Scaled Data Report



--- HS — SS

Signify Classified - Internal
Cooper Lighting Solutions Photometric Lab
1121 Highway 74 South
Peachtree City, GA 30269

Scaled Data Report



u

Signify Classified - Internal
Cooper Lighting Solutions Photometric Lab
1121 Highway 74 South
Peachtree City, GA 30269

Scaled Data Report



Signify Classified - Internal
Cooper Lighting Solutions Photometric Lab
1121 Highway 74 South
Peachtree City, GA 30269

Scaled Data Report



(END OF REPORT)